

1732E ArmorBlock Dual-Port EtherNet/IP 4-Point Analog Modules

Catalog Numbers 1732E-IF4M12R, 1732E-OF4M12R, 1732E-IT4IM12R,
1732E-IR4IM12R

Parts List

Your package contains one 1732E ArmorBlock™ module and these pinout guide wiring instructions.

For complete installation instructions, refer to the Module Publication Number table and visit <http://rockwellautomation.com/literature>.

Module Publication Number

Module	Publication Number
1732E ArmorBlock Dual-Port EtherNet/IP 4-Point Analog Input and Output Modules (1732E-IF4M12R, 1732E-OF4M12R)	1732E-IN006
1732E ArmorBlock Dual-Port EtherNet/IP 4-Point Thermocouple and RTD Input Modules (1732E-IT4IM12R, 1732E-IR4IM12R)	1732E-IN005



ATTENTION: Two sets of mounting holes are used to mount the module directly to a panel or machine. Mounting holes accommodate #6 (M3) pan head screws. The torque specification is 0.68 Nm (6 lb-in.).



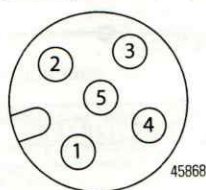
ATTENTION: To comply with the CE Low Voltage Directive (LVD), this equipment and all connected I/O must be powered from a source compliant with the following: Safety Extra Low Voltage (SELV) or Protected Extra Low Voltage (PELV).



ATTENTION: To comply with UL restrictions, this equipment must be powered from a source compliant with the following: Limited Voltage/Limited Current.

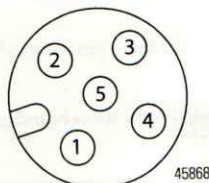
I/O Connectors Pinout Guide

Micro-style M12 5-Pin Input Female Connector – 1732E-IF4M12R



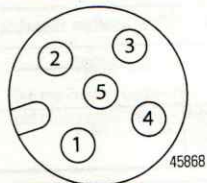
(View into connector)
 Pin 1 Current Input +
 Pin 2 Current Common
 Pin 3 Voltage Input +
 Pin 4 Voltage Common
 Pin 5 No Connect

Micro-style M12 5-Pin Output Female Connector – 1732E-OF4M12R



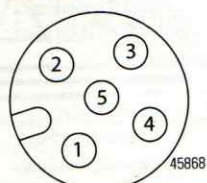
(View into connector)
 Pin 1 Current Output +
 Pin 2 Current Common
 Pin 3 Voltage Output +
 Pin 4 Voltage Common
 Pin 5 No Connect

Micro-style M12 5-Pin Input Female Connector – 1732E-IT4IM12R

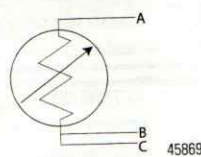


(View into connector)
 Pin 1 CJC +
 Pin 2 TC +
 Pin 3 CJC -
 Pin 4 TC -
 Pin 5 No Connect

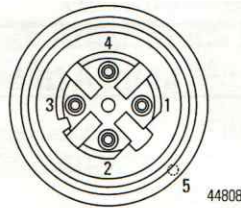
D12 Micro-style 5-Pin Input Female Connector – 1732E-IR4IM12R



(View into connector)
 Pin 1 No Connect
 Pin 2 A
 Pin 3 B
 Pin 4 C
 Pin 5 No Connect

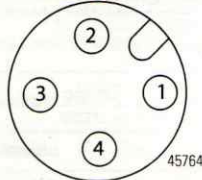


IMPORTANT For information on supported sensors and sensor types for the 1732E-IT4IM12R module, see the Installation Instructions for 1732E Temperature Modules, publication [1732E-IN005](#).

*Ethernet Connector Pinout Guide***D-Code M12 Micro Network Female Connector**

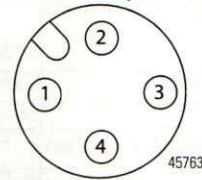
(View into connector)

Pin 1 Tx+
 Pin 2 Rx+
 Pin 3 Tx-
 Pin 4 Rx-
 Pin 5 Shell

*Power Connectors Pinout Guide***Micro-style 4-Pin Input Male Receptacle****Male Input**

(View into receptacle)

Pin 1 Auxiliary power+
 Pin 2 Module power+
 Pin 3 Module power-
 Pin 4 Auxiliary power-

Female Output**Specifications**

Attribute	Value
Temperature, operating	IEC 60068-2-1 (Test Ad, Operating Cold), IEC 60068-2-2 (Test Bd, Operating Dry Heat), IEC 60068-2-14 (Test Nb, Operating Thermal Shock): -20...60 °C (-4...140 °F)
Temperature, ambient, max	60 °C (140 °F)
Voltage, power, min	12 V DC
Voltage, power, max	30V DC
Power consumption	3 W @ 24V DC, typical 3.5 W, max (module unloaded)
Enclosure type rating	Meets IP65/66/67/69K (when marked)



ATTENTION: This equipment is considered Group 1, Class A industrial equipment according to IEC/CISPR 11. Without appropriate precautions, there may be difficulties with electromagnetic compatibility in residential and other environments due to conducted and radiated disturbance.

Certifications

Certification (when product is marked) ⁽¹⁾	Value
c-UR-us	UL Recognized Component Industrial Control Equipment, certified for US and Canada. See UL File E322657.
CE	European Union 2004/108/EC EMC Directive, compliant with: EN 61326-1; Meas./Control/Lab., Industrial Requirements EN 61000-6-2; Industrial Immunity EN 61000-6-4; Industrial Emissions EN 61131-2; Programmable Controllers (Clause 8, Zone A & B)
C-Tick	Australian Radiocommunications Act, compliant with: AS/NZS CISPR 11; Industrial Emissions
EtherNet/IP	ODVA conformance tested to EtherNet/IP specifications.
KC	Korean Registration of Broadcasting and Communications Equipment, compliant with: Article 58-2 of Radio Waves Act, Clause 3

⁽¹⁾ See the Product Certification link at <http://www.ab.com> for Declarations of Conformity, Certificates, and other certification details.



ATTENTION: The device meets UL Type 1 Enclosure rating.

ATTENTION: The device does not provide bonding or grounding terminal. Customer shall provide own bonding or grounding.

Allen-Bradley, Rockwell Automation, ArmorBlock and TechConnect are trademarks of Rockwell Automation, Inc.
Trademarks not belonging to Rockwell Automation are property of their respective companies.

Rockwell Otomasyon Ticaret A.Ş., Kar Plaza İş Merkezi E Blok Kat:6 34752 İçerenköy, İstanbul, Tel: +90 (216) 5698400

www.rockwellautomation.com

Power, Control and Information Solutions Headquarters

Americas: Rockwell Automation, 1201 South Second Street, Milwaukee, WI 53204-2496 USA, Tel: (1) 414-382-2000, Fax: (1) 414-382-4444
Europe/Middle East/Africa: Rockwell Automation, Vorstlaan/Boulevard du Souverain 36, 1170 Brussels, Belgium, Tel: (32) 2 665 0600, Fax: (32) 2 665 0640
Asia Pacific: Rockwell Automation, Level 14, Core F, Cyberport 3, 100 Cyberport Road, Hong Kong, Tel: (852) 2887 4788, Fax: (852) 2508 1846

Publication 1732E-WD003B-EN-P - July 2012

PN-169849

Copyright © 2012 Rockwell Automation, Inc. All rights reserved. Printed in the U.S.A.